



## 2017-2018 Schedule

October 14: Local Quiz #1  
CrossPoint Church, Clinton Twp  
I Corinthians 1-4 (91 vs.)

November 11: Local Quiz #2  
Faith EPC, Rochester  
I Corinthians 5-8 (86 vs.)

November 18: Great Lakes Tournament  
CrossPointe Community Church, Wayne  
I Corinthians 1-9 (204 vs.; 27 new)

December 9: Local Quiz #3  
location tba  
I Corinthians 9-11 (94 vs.)

January 13: Local Quiz #4  
location tba  
I Corinthians 12-15:19 (103 vs.)

January 20: All Timers Tournament  
CrossPointe Community Church, Wayne  
I Corinthians 8-15:43 (234 vs.; 24 new)

February 10: Local Quiz #5  
location tba  
I Cor. 15:20-II Cor. 1 (87 vs.)

March 10: Day of Champions  
Marimont Community Church, Pontiac  
I Cor 1-II Cor 2 (478 vs.; 17 new)

April 7  
WBQA Chicago Tournament  
full review

### Highlights

- ◆ p.2-4 Tips for new season
- ◆ p.5 All Timers Tournament
- ◆ p.5 map to CrossPoint

**DBQ—World Champions Yet Again.** On May 20, 2017, four teams convened in Pennsylvania for the WBQA Finals. Under the leadership of Matt and Cindy Hatfield, DBQ continued its streak of championships—to learn all about it and to celebrate the victors, come to the opening quiz meeting on October 14.



**Cindy Hatfield “Home to Glory.”** Just five days after chaperoning and coaching the DBQ quizzers at the WBQA Finals Tournament in Pennsylvania, Cindy Hatfield—DBQ’s Board member and treasurer, quizmaster, organizer, contact, promoter, mother to three quizzers and spiritual mother to countless more—unexpectedly departed this life to the next, which is far better. As this season’s material reminds us, (1) there will indeed be a resurrection that will be “imperishable .. in glory ... in power,” [1 Corinthians 15:42-43] and (2) for all of us who now have a hole in our hearts and lives that Cindy used to fill, the God and Father of our Lord Jesus Christ is “the Father of compassion and the God of all comfort” [2 Corinthians 1:3-4].

**Registration is due this Saturday, 9/30.** Use the “Registration” tab at [www.detroit-biblequizzing.org](http://www.detroit-biblequizzing.org). The information needed and how to pay are all laid out there.

Fees are the same as last year—an individual fee of \$80. Should you still have individuals to register on the day of the quiz, please arrive well in advance of the noon start time to get that taken care of.

**One Superdivision.** A preliminary head count indicates there will not be five Varsity teams this year (there should be six for a division). Accordingly, it is anticipated that Varsity and JV will be combined in a single division this season.

**Team Names.** Please identify the sponsoring church or organization (initials are OK) while limiting the overall length to 24 characters and spaces.

**Uniforms.** Teams are to wear matching shirts at all quizzes. “Matching” does not mean identical—it is sufficient if shirts match based on color or theme, although most teams get identical shirts. The idea is that they identify the quizzers as a team.



**DBQ’s Facebook Page.** If you are on Facebook—whether a quizzer, parent, coach, official or fan—please join the Detroit Bible Quizzing Group. The newsletter and other information gets posted there; set your preferences to receive notifications from the group and you can stay on top of any developments.

**First Quiz Date.** The first quiz competition will be at **CrossPoint Church**, 44000 North Ave, Clinton Township. A map and directions are on the last page.

The opening session will begin promptly at 12:00 noon.

There will be some snacks available but no lunch concessions, so plan accordingly.

Please bring your quiz boxes and pads. ☆

### DBQ Contacts


telephone: 248.795.5417

email: [detroitbiblequizzing@gmail.com](mailto:detroitbiblequizzing@gmail.com)

## Tidbits

### From Shannon Gibson:

“Bible Quizzing was one of the best investments I ever made in myself. Over the 8 years I was involved as a quizzer and a coach, I made lifelong friends, went on adventures in new cities and became absolutely unbeatable at hide-and-go-seek. There was hardly a time when I didn’t have a quiz portion in my hand. Once, a teacher thought I was studying for the ACTs, but I was really studying the book of Acts! The Bible says to always be ready to give an answer to those who ask about your faith, and thanks to Bible Quizzing I always have a verse in mind for whatever situation arises. Years after I think I have forgotten everything I learned, a Bible verse will just roll off my tongue. I never know what God will bring to mind. As if that wasn’t great enough, the years I spent diligently studying have helped immensely in my schooling and career. The more you memorize, the better you get at it! If you have any hesitations about starting Bible Quizzing this year, remember this: even if you learn only one new verse, you will gain friends, memories and adventures that last a lifetime.”



### STEERING COMMITTEE

The DBQ Steering Committee will be meeting at 8:00 p.m. on October 15, 2017 by telephone conference. Participating churches and organizations are welcome to have a representative join in.

### CONTRIBUTIONS

If you have news to share about a quizzer or quiz-related subject, please E-mail the editor at [pdpaternoster@sbcglobal.net](mailto:pdpaternoster@sbcglobal.net)

**Promote Quizzing!!** One of the best ways to keep quizzing fun and exciting is to get new quizzers involved each year. Even with two weeks to go until the first quiz, there is still time to do some last-minute recruiting. Here are some ideas:

- Show the DBQ promotional video in church, Sunday School or a friend’s home. If your church doesn’t have a copy, download it from the Resources area of DBQ’s web site.
- Download the Promotional Flyer from the Resources area of DBQ’s web site. Also, direct friends and acquaintances to the DBQ and WBQA web sites, where they can see events, awards, history, testimonials, how-to articles and more.
- Make sure your coaches read the recruiting hints in section 1.1 of the DBQ Handbook.
- Get a quiz box and some fellow quizzers (and maybe some pizzas) and do a demo quiz for a friend’s youth group.

**Obtaining Quiz Materials.** The Berean Study Bible (“BSB”) text, questions and quiz generator are available as free downloads from the World Bible Quiz Association, <http://www.wbqa.org/>. You can also read and study the BSB on-line at BibleHub.com or with the BibleHub app on your smart phone. Another web site and study app is ScriptureTyper, where you can join the Detroit Bible Quizzing group and gauge your progress relative to other quizzers.

Also, take advantage of the resources available on the DBQ web site, which include:

- the DBQ Handbook with strategy and other suggestions for quizzing,
- the DBQ Rules for quizzing,
- the DBQ scoresheet that you can copy for your practice quizzes,
- the newsletter (print it in color on your ink jet printer).

**Study calendar and regular practices.** These are two fundamental aids for learning the amount of material that is required each month. The study calendar shows a daily amount of scriptures that will keep the quizzers on pace to participate fully in each practice session and have the month’s material completed before the quiz.

**Quizmasters/scorekeepers.** There is an ongoing need to have quizmasters and scorekeepers trained to be ready to fill in when and as needed. If you can help, please talk to Nathan Parker at the October quiz. Quizmasters-in-training will be assigned to a veteran quizmaster to learn the ropes. Experience may begin at either the Junior or Varsity levels.

**Great Lakes Regional Tournament.** It seems too early to already be discussing a tournament in November, but the October newsletter will go to print too close to the registration deadline for the Great Lakes Regional Tournament. The important thing now is to reserve the date on your calendar—Saturday, November 18, 2017. Online registration will be available closer in time to the event.

While the Tournament is optional, there are a number of reasons why it is well worth attending. These are in no particular order:

- it is a tournament involving quizzers from other programs to meet, get to know and become friends with;
- there is no tournament closer to home;
- stats do not count for the local season, so there is no pressure for results; it’s a great opportunity early in the season to learn to be a better quizzer, pushing the envelope on jumping skills and quizzing strategies;
- being a review of all material to date and done under WBQA rules, it is a great preview of the Chicago Tournament that follows the end of the quiz season.

The Great Lakes Regional Tournament is for league teams, not All Star teams. However, it uses a four-person team structure whereas DBQ uses a three-person team structure. Thus, it is permissible to combine quizzers from multiple teams as needed in order to have four or five quizzers on the tournament line-up.

If there are not enough quizzers available from your church or group, combining with some quizzers from another is a great way to go—it can result in new friendships and will reinforce that we quiz with each other not against each other. ✪



Promote Quizzing!!



# Refer a Friend!

During the 2017/2018 season, DBQ is hosting a new **Refer a Friend** program!!

We want to get as many new quizzers involved in quizzing as possible and the best way to do that is for YOU to invite your friends!

**So, how does it work?** Any current quizzer that gets a friend involved in quizzing will receive a **\$5 gift card!** (Bonus: **your friend gets a gift card too!**)

**Who can refer someone?** In order to qualify for the prize, the referrer must be a current quizzer.

**Who can I invite?** Your friend can be anyone who is quizzing age eligible, has never quizzed before, and is registered for the 2017/2018 season.


**Where are the gift cards to?** Fun places like Starbucks, Panera Bread, and other yummy places.

**How do I get my prize?** Come introduce us to your friend and let someone know during a quiz!

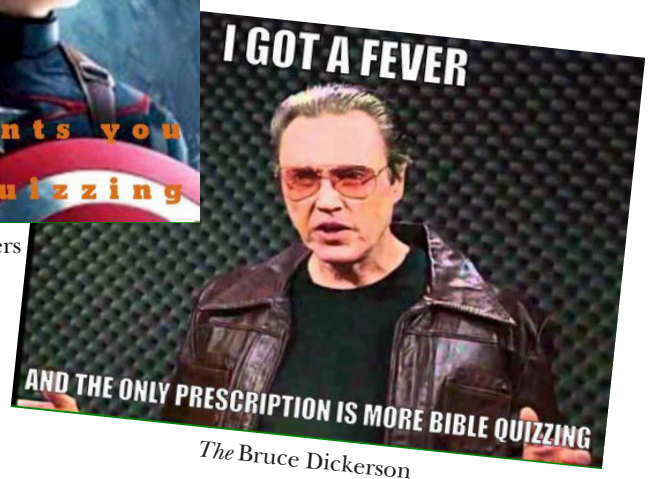
---

**Last Chance to Submit an Entry to the Facebook Meme Contest #promotebiblequizzing**

(what celebrities are saying about Bible quizzing)



Steve Rogers





## IF YOU KNOW YOU'RE GOING TO QUIZ BUT NEED SOME HELP WITH STUDY AND MEMORIZATION HABITS, READ THIS!

The DBQ Handbook, available on the DBQ web site, lays out quite a number of study and memorization methods. What works best for you is a matter of personal preference and probably some trial and error. The following tips are directed toward making the most of the time and effort you put into whatever method you have chosen. They are general tips about concentration and recall.

- ☞ Pay attention to get information right the first time. It's difficult to replace wrong information with the right information.
- ☞ Make certain you understand the material—it is difficult to recall what is fuzzy. Read and reread, ask questions and try to explain the passage to someone else.
- ☞ Use “chunking.” There are limits to how much you can recall, but these limits expand when the material is meaningfully organized, *e.g.*, identify the key concepts of a chapter and see how other ideas are grouped under those key ones. Cluster ideas around a heading or category. One item may serve as a cue to another.
- ☞ Create a peg on which to hang the information you want to remember. It might be a rhyme, an unusual image or maybe a sequence of meaningful words or images (like “Every Good Boy Deserves Fudge” to represent the lines of the treble clef in sheet music).
- ☞ Eliminate distractions.
  - Use a “cue”—*e.g.*, when you are wearing a certain baseball hat, you are not to be disturbed. Use your desk to read, write, review, but use your bed only for a relaxing break.
  - Remove obstacles—an audio or visual background which is unobtrusive may help to screen out distractions.
  - Have all of your equipment available before you begin—lamp, pencil, highlighter, Luke booklet, good comfortable chair, extra paper, 3x5 cards, questions, *etc.*
  - Record stray thoughts on a note pad, but don't act on them until later. Call this your worry pad, *e.g.*, personal tasks that need to be completed. By writing them down, you free yourself to not think about them while you study.
- ☞ Check your concentration as you go—every page if you are reading, every paragraph if you are memorizing, or whatever amount works for you.
- ☞ Use all of your senses, *e.g.*, diagram on paper, look for unique visual patterns, talk it out to somebody, rehearse in front of the mirror.
- ☞ Erase to remember. Write out a chapter completely in pencil. Progressively erase words as you commit them to memory.

*“the best highlighter ... is the yellow one made by Major Accent”*  
Angus T. K. Wong

credit for these ideas goes to [www.willamette.edu/cla/ler/memory.htm](http://www.willamette.edu/cla/ler/memory.htm) ★

## IF YOU THINK YOU DON'T HAVE TIME TO BE ON YOUR BIBLE QUIZZING TEAM, READ THIS!

There's no doubt about it. Bible Quizzing takes time. But you can still find or make time to commit to memorizing God's Word.

1. Keep it portable. Use the pocket edition of the scripture so that you can carry it with you everywhere you go.
2. The file card method. Write the particular verses out on a 3x5 card. You can pull the card out numerous times during the day for review and study.
3. MP3, CD or even old cassette tape. Secure a copy of the scripture (or make your own, legally) and listen to it at various times—in the car, in your room, while on the go.
4. Early riser or late nighter? Learn some of your verses in one setting by getting up early or by staying up a little later. Make this a regular pattern.
5. Appointment. “Can you schedule me in for 10 verses on Thursday at 4:30 p.m.?” Lock in a quality time that is appointed each day for study. No cancellations, please! Try to not cancel this appointment.
6. The supreme sacrifice. Give up one TV show a day for preparation. Or worse yet, lay off the iPhone, PlayStation, Wii or Xbox for a while.
7. Meal time preparation. Eat and study. Have your parents or friends check your knowledge. If most of us studied each time we ate, well—we'd be great!
8. On the school bus. You'll have to sit alone and try to block out the noise. But hey, no problem, right? They all behave perfectly on the bus, don't they?
9. Walking and biking. Using your 3x5 cards (see #2), study the material while walking to school, walking down the hall at school, walking in the mall (after you've run out of money), walking to a friend's house, *etc.*
10. School time. School is for study, isn't it? Use all of the “down time” school provides for you—dull assemblies, pep rallies, lunch time, study hall, empty classroom time, *etc.*
11. TV commercials. Keep your Bible near the TV (if you're not up for the “supreme sacrifice,” see #6) and study during every commercial. This is not exactly ideal, but a possibility.
12. Your own creative idea. You know your schedule better than anyone. Plan your day using time that is available to you. Yes, you are busy, but you can always find or make time to do whatever you want to do!

“There are two things in this world that are going to last forever—the Word of God and people. Invest your time wisely.” ★

# All-Timers Tournament

YFC-Style Bible Quizzing  
open to 3-person teams of all ages

Saturday, January 20, 2018

1 Corinthians 8 – 15:43

CrossPointe Church  
36125 Glenwood Rd  
Wayne, MI 48184

cost = FREE!

October 14, 2017 Quiz  
12:00 noon

CrossPoint is on the east side of North Avenue in Clinton Township just south of Groesbeck Highway.

*via M-59 from the west:*

Turn right (south) onto Groesbeck Highway/M-97. In half a mile, turn left (south) onto North Avenue. The church is on the left—pull into the driveway on the north side or turn onto Oberliesen Street and then into the parking lot.

*via I-696 from the west:*

Take Exit 26 toward Groesbeck Highway/M-97 (.7 mile). Turn left and take Groesbeck north for 10.2 miles. Turn sharp right onto North Avenue; the church will be on your left.

